

HOW TO INSTALL A...

RAIN TANK

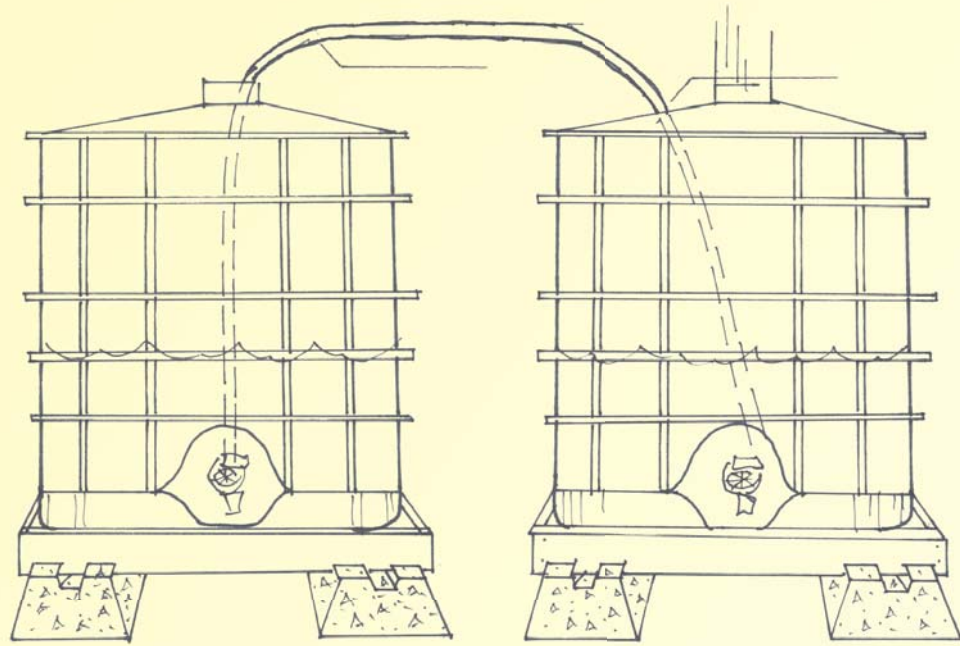
TOOLS:

- Hammer
- Circular Saw
- Electric Drill/Screwdriver
- Shovel (2)
- Pick (2)
- Flathead Screwdriver
- Phillip's Head Screwdriver

MATERIALS:

- (6) Cinderblock Footings @ \$6.40 = \$38.40
- (2) 10' 4"x4" @ \$12.97 = \$25.94
- (1) 10' 2"x8" @ \$8.97 each = \$8.97
- (2) 2" Plumbquick coupling @ \$4.33 = \$8.66
- (1) 2"-3" Plumbquick coupling @ \$6.52
- (2) 3/4" faucet @ \$4.97 = \$9.94
- 2" Sch. 40 PVC will vary @ \$50.00
- PVC Fittings @ \$25
- (1) box 3" Wood Screws @ \$7.89
- (1) 3"x4" downspout strainer @ \$2.35
- (1) container PVC Glue \$3.76
- (1) Garden Hose @ \$30.00

ILLUSTRATIVE DRAWING



TOTAL COSTS:

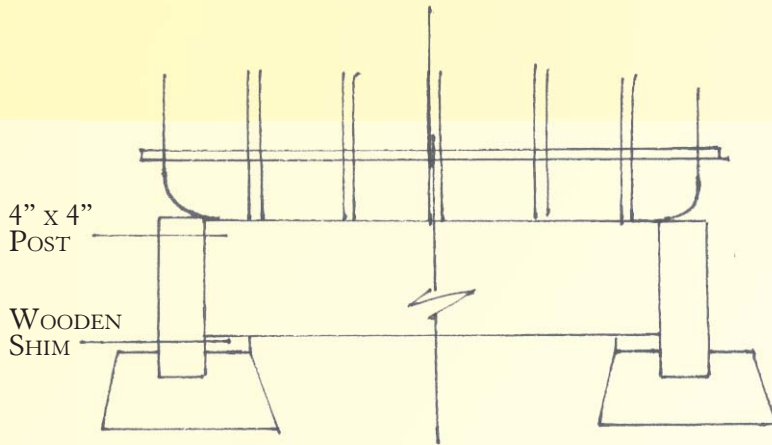
- tool rental @ \$100.00
- materials @ \$217.43
- total costs @ \$317.43

POTENTIAL RESOURCES:

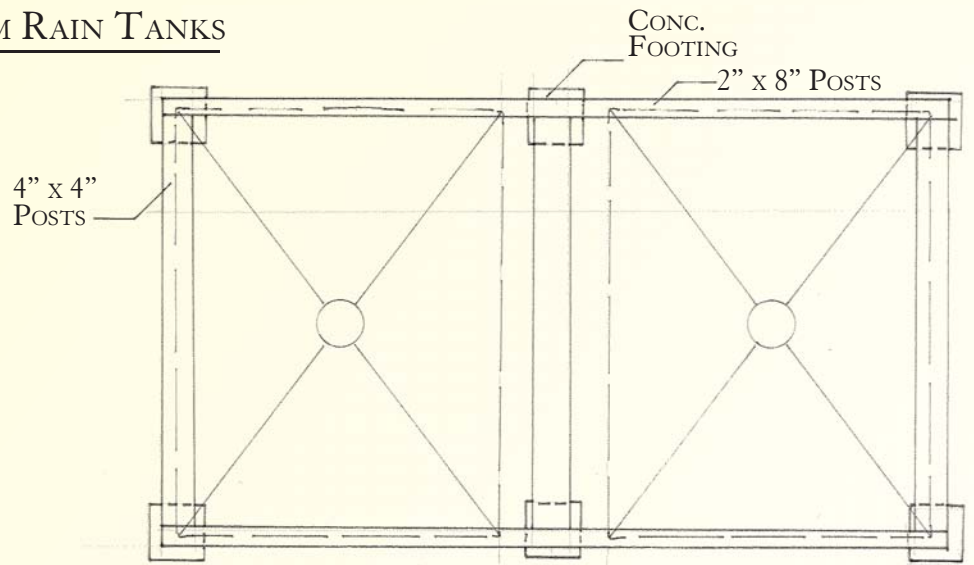
- Earth Products
515 Cobb Pkwy
North Marietta, GA 30062
(770) 424-1479
- The Home Depot
650 Ponce de Leon Ave. NE
Atlanta, GA 30308
(404) 892-8042



CONSTRUCTION DRAWINGS



1 SIDE VIEW OF TANDEM RAIN TANKS
L1.14 NTS



2 PLAN VIEW OF TANDEM RAIN TANKS
L1.14 NTS

GENERAL INFORMATION:

- Using shovels level ground where tanks are to be located.
- Cut the 2"x8" posts and 4"x4" posts to create a foundation for tanks, resulting in a figure eight for tandem setup.
- Place Cinderblock footings at the corners of the flat space.
- Place wooden foundation over footings making sure they hold in place.
- Seat tanks, oriented as you will want them on top of the foundation.
- Realign, or have a professional realign gutter system with PVC pipe so that it empties into top of one of tanks. Connect the 2" PVC to top of tank with 2"-3" PlumbQuick connector and fasten tightly.
- Be sure to include gutter strainer at the top to ensure water quality.
- Drill a hole in top of 1st tank to insert your length of garden hose and run it to second tank.
- Attach the 2" PlumbQuick connectors to spigots already on tanks.
- Attach the 3/4" spigots to the other end of PlumbQuick connectors
- Optional. The two tank spigots can also be connected by PVC to allow for a single spigot if you wish.

LEADING & INSPIRING
ACTION
for
PARKS
& GREENSPACE